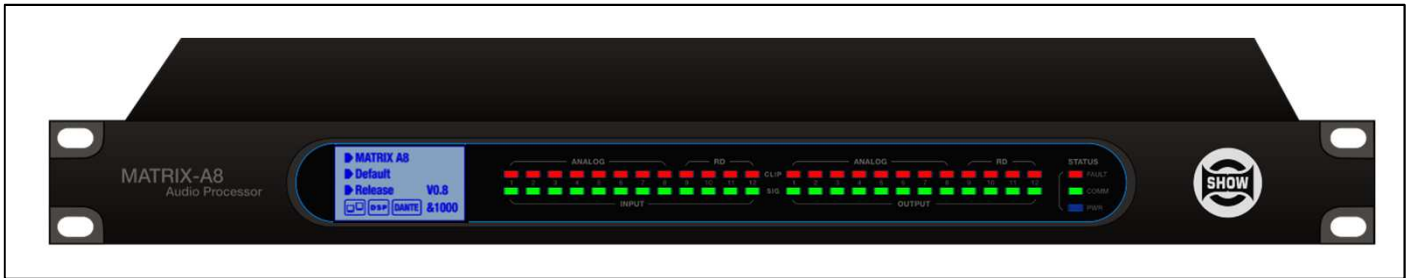




MATRIX-A8

Digital Matrix Platform



Features

- 8 analog IN x 8 analog OUT
- 4 digital IN x 4 digital OUT
- 8 Dante IN x 8 Dante OUT
- Up to 192 IN x 192 OUT
- DSP functionalities
- Fix architecture for easy and quick operation
- Intuitive GUI with PC and Apps software editor
- Extended remote controller options

MATRIX-A8 is a core of a music distribution, paging, discussion and zone management system for commercial and fixed installations. It features up to 20 inputs and 20 outputs in a single device powered by a state-of-the-art DSP circuitry. Easy to operate and to install thanks to an intuitive GUI, it offers a large number of remote controllers for a wide range of applications.

20 x 20 Digital Matrix

8 analog IN / 8 analog OUT via local ports
4 digital IN / 4 digital OUT via local ports to analog panel I/O
8 digital IN / 8 digital OUT via DANTE optional module

Up to 192 In x 192 Out

The basic system offers a total of 12 IN x 12 OUT without the Dante option.
I/O expansion is possible with 16 pcs devices linked together for a maximum of 192 x IN and 192 x OUT.

Fix Architecture


MATRIX-A8 is intended for non-expert customers looking for quick and easy operation. The intuitive GUI utilizes a familiar hardware-like layout to enable a short programming timeline and rapid hardware implementation.

Software Editor

The friendly editor makes any setting or modification easy. It reports the control status in real time with clear graphic indications for all functions.

DSP Functions

- Gain
- Ducker
- Gate / Expander
- Parametric EQ
- Delay
- Auto Mixer
- Limiter / Compressor
- Matrix
- Feedback Canceler
- Bandpass Filters
- Crossover Filters



Digital Connectivity

MATRIX-A8 uses four types of connections all CAT5e compatible:

RCNET, based on RS-485 transfer protocol, for MATRIX link.

RD, based on AES3 transfer protocol for point to point digital audio transport plus RS-485 for panel control.

Ethernet **Dante** for multi-channel digital audio transport.

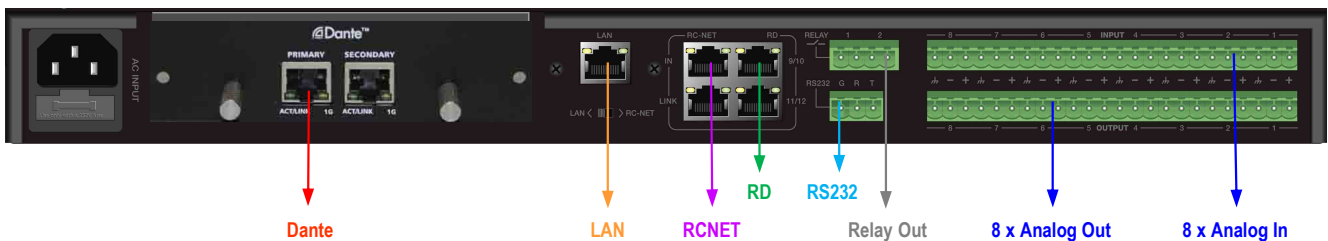
Ethernet TCP/IP for **LAN** control.

Specifications

Analog I/O 8 x 8

Connectors	Euroblock 4 x 6-pin, 5 mm pitch,
CODEC	CS4272, 24-bit, 48 kHz
MIC Inputs	Active balanced
Gain Settings	+10 to +60 dB, 1 dB steps
Input Impedance	2.6 k Ω 1%, 1 kHz, each leg to ground
Phantom Power	+48 VDC, 10 mA max per input
THD+N	< 0.01 %, typ 20-20k Hz, +4 dBu
Maximum Input	3 dBV (1.4 Vrms)
Line Inputs	Active balanced
Gain Settings	+10 to +20 dB, 1 dB steps from +10 to +20
Input Impedance	5.1 k Ω
THD+N	< 0.01 % typ 20-20k Hz, +4 dBu
Maximum Input	20.0 dBu
Frequency Response	20-20k Hz, +0, -0.5 dB
Dynamic Range	105 dB max, A weighted
Crosstalk	104 dBu, 20-20k Hz, +20 dBu, ch to ch
Outputs	Active balanced
Impedance	200 Ω 1%
Maximum Output	+20.0 dBu
Frequency Response	20-20k Hz
Dynamic Range	105 dBu
Crosstalk	110 dB
Indicators	
Signal	-50 dBu Green LED, peak-reading
Overload	-0.5 dBu Red LED, peak-reading
DSP	
Processor	SHARC ADSP-21489, 450 MHz
Word Length	32 / 64-bit Floating Point

Specifications subject to modification without notice



SEIKAKU TECHNICAL GROUP LIMITED

NO.1 LANE 17, SEC.2, HAN SHI WEST ROAD, TAICHUNG 40151 TAIWAN

Tel: +886-4-22313737 Fax: +886-4-22346757 www.seikaku.hk